



TEMPTA NERAMIT PLUS

www.nivatech.co.th

Highlights



Customizable
& Intuitive UI



Stunning
3D Graphics



Seamless
Workflow



Data Link



Reliable
Compatibility

Features

1. Stunning 3D Graphics: Transform your vision into reality

Build immersive worlds with VRi's cutting-edge rendering engine.

PBR

(Metallic/Roughness, Specular/Glossiness)

Designers can directly control the material of the 3D objects. Experience immediate playback without rendering.

HDR (BT.2100)


Edits, creates, and plays HDR 10-bit scenes in BT. 2100 standard and support wide color gamut(Rec. 2020 without external design tools or plug-ins)

3D Models

Besides *.obj, *.3ds, *.x, *.fbx, Tempta Neramit Plus newly supports *.gltf and *.glb files importing.


HDR Environment Map

Supports HDRI import(*.exr, *.hdr, *.rgbe) for HDR 10-bit environment light sources.



Post-processing (Bloom/Tone Mapping)

Bloom applies light extending and glowing to objects or scenes. SDR/HDR Tone Mapping creates cinematic scenes.



2. Playback and Playout

Experience the most reliable manual and automatic playback performances.

Playback Speed Control

Adjusts video playback speed by rate (Range: 0.1 to 3.0, default is 1.0).

Multi-layer (Maximum 20 Layers)

Set multiple layers' playback method and repeat count for playback.

Data Update Transition

Allows selected objects to update their contents with a trigger while the scene's animation proceeds.

Seamless Changing between the Live PVW and PGM

Seamlessly switches Live PVW to PGM playback at the point of preview during live PVW playback.

Data Link

Automatically updates the contents of objects based on external data (ODBC, EXCEL, TXT, RTF) after creating a template scene

Hardware Acceleration

Accelerates GPU by H.265 Codec (Requires hardware accelerating GPU).

HTTP Live Streaming

Delivers live video over the network via HLS protocol. URI format maps the live video source on specified scene background or an object in real-time.

HDR Conversion (PQ/HLG)

HDR Conversion applies the HDR gamma log to the SDR video in playback and convert it to HDR video. When you check the video with an HDR-enabled monitor, you can reproduce the same color and brightness as you designed the scene,

Playout Countdown

State the duration of each scene and the remaining time before concluding each scene for ease of broadcasting

CONTACT US

ห้างหุ้นส่วนจำกัด นีว่า เทคโนโลยี | Website : www.nivatech.co.th | E-mail : niva_tech@yahoo.com

Tel. 02-4278965 | Line ID: 0863976595

Subject to change without notice.24/06/2025



TEMITA NERAMIT PLUS

www.nivatech.co.th

3. Innovative Workflow Maximize your efficiency and save time.

Keyframe Animation

Designers can adjust the duration and start/end point of the keyframe animation by dragging the mouse in the timeline or adding shortcut keys.

Sharpness

Sharpness is an anti-aliasing feature in high-resolution 2D objects.

Resource Browser

Resource Browser displays the connection status of all the resources used in the project so operators can prevent unexpected broadcast accidents.



Project Tab

Manage multiple projects via Project Tab. The projects appear on respective Edit View.



Scene Effect

Specify in, out, and custom effects for a scene as a transition effect, (Glow, Dust, Mosaic, Tile Wipe, Card Wipe, Gradient Wipe)

Smart Context Menu

Right-click to create objects and to apply library attributes (Appearance/Color/In Effect/Out Effect) to them.

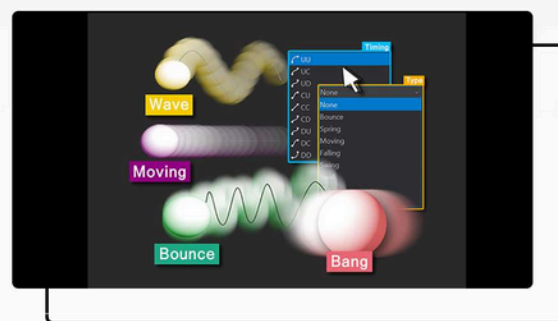
Advanced Audio Editing (Start, Delay, Volume, Fade in/out, Frame, Repeat)

Designers can adjust the properties of audio objects without external audio edit software



Easy Motion

Designers can easily design objects by adjusting the properties of animation templates.



CONTACT US

ห้างหุ้นส่วนจำกัด นีวา เทคโนโลยี | Website : www.nivatech.co.th | E-mail : niva_tech@yahoo.com

Tel. 02-4278965 | Line ID: 0863976595

Subject to change without notice.24/06/2025



TEMPTA NERAMIT PLUS

www.nivatech.co.th

4. Customizable & Intuitive UI

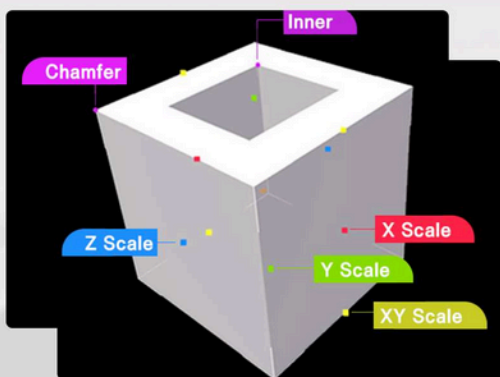
Tempta Neramit Plus's operation is closely allied to design tools most widely used worldwide. Even designers who are new to Tempta Neramit Plus can easily control the software.

Object Tree

Intuitively filters layers and objects according to types in a hierarchical order. Search by name, variable, file name, and content to enhance your creative workflow.

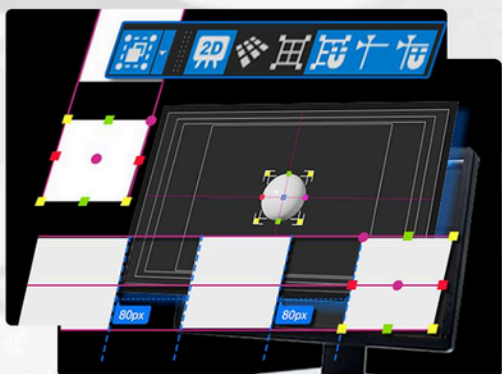
Gizmo

Adjusts scale, roundness, and inner values around each axis of 3D objects.



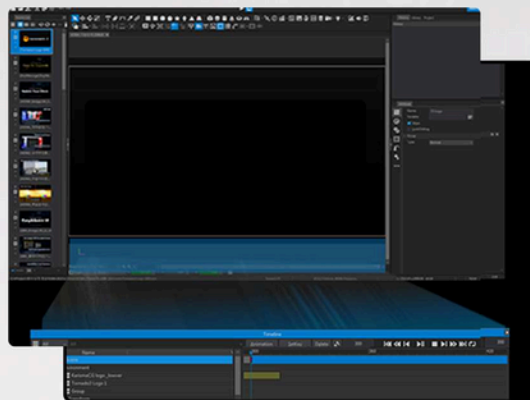
Smart Guide

Offers intuitive guidelines for easy object alignment when 2D View Mode is on



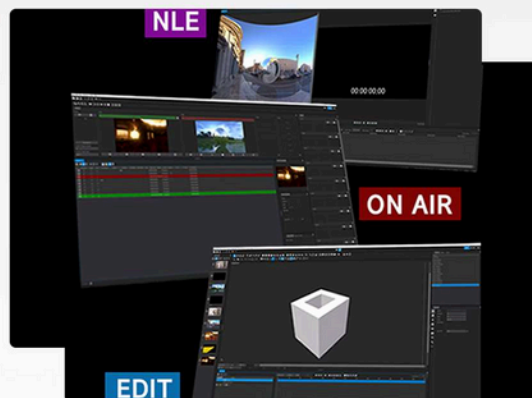
User Layout (Docking/Floating/Splitter)

Customizes the layout by docking, floating, and splitter, then save it as preset.



Purpose Toolbar (EDIT/ON AIR/NLE)

The Main Window provides layouts oriented to the purpose of the designers' task.



History

History automatically saves up to 256 stages so designers can return to a particular setting.

CONTACT US

ห้างหุ้นส่วนจำกัด นีวา เทคโนโลยี | Website : www.nivatech.co.th | E-mail : niva_tech@yahoo.com

Tel. 02-4278965 | Line ID: 0863976595

Subject to change without notice. 24/06/2025

Category	Item	TNM 2 ⁺	TNM 3 ⁺	TNM 4 ⁺
UI	User Layout แบบปรับแต่งได้	●	●	●
	GPI Trigger	●	●	●
	4 Edit Views	-	-	●
Creation	Image File Support (*.tga, *.jpg, *.bmp, *.png, *.ai, *.psd, *.tif, *.gif)	●	●	●
	Sequence Image File support (*.png, *.tga, *.jpg, *.bmp)	●	●	●
	Realistic Material Shader including Reflection and Refraction	●	●	●
	Keyframe Animation	●	●	●
	Data Link (XML/JSON, ODBC, EXCEL, TXT, RTF)	●	●	●
	Advanced Scene Effect (keyframe edit)	-	●	●
	Particle	-	●	●
	Lens Flare	-	●	●
	Table based 3D Chart Drawing (bar,pie,cylinder,line)	-	●	●
	Import Advanced 3D File (*.x, *.3ds, *.obj, *.dae (OpenCOLLADA), *.fbx, *.glTF, *.glb)	-	*.x, *.3ds, *.obj, *.dae,*.fbx	●
	Trigger Animation	-	-	●
	Camera Animation	-	-	●
	Post-processing Effect	-	-	●
Editing	Gizmo	●	●	●
	History	●	●	●
	Resource Browser	●	●	●
	Auto-rename Variable	●	●	●
	Sharpness	-	-	●
	Advanced Audio Editing (*.wav, *.mp3)	-	-	●
Graphic	HDR Environment Map (*.exr, *.hdr, *.rgbe)	●	●	●
	PBR Shading	●	●	●
	Live-in Video Mapping to 3D surface	●	●	●
	2D Blending Mode	3 Types	21 Types	
Playout	Muti-layer	6	12	20
	High - resolution thumbnails and PVW	●	●	●
	Multi-Channel , Multi-Sub Channel	-	sub-channel	●
	Seamless transition to PGM	-	-	●
	Data Update Transition	-	-	●
Video	Import/Export Video (*.mp4, *.mov, *.mxf, *.wmv, *.vrv, *.avi)	VRV	●	●
	HEVC(H.265)	-	●	●
	HTTP Live Streaming	-	●	●
	Playback Speed Control	-	-	●
NLE	NLE	Option		
4K	4K UHD	-	Option	
	BT.2100 (HDR 10-bit Rendering)	-	Feature in 4K	
	HDR Conversion	-	Feature in 4K	

Option	Feature
SMS Message display	ดึงข้อมูลจาก Server อัตโนมัติ พร้อมระบบตัดคำภาษาไทย
Niva Sport Module	รายงานผลคะแนน สถิติ เวลาการแข่งขัน และข้อมูลนักกีฬา (ฟุตบอล ฟุตบอล คีฬา มวย แบดมินตัน เทนนิส วอลเลย์บอล บาสเกตบอล สุนัขเกอร์)
Shopping Channel Option	ออกแบบเพื่อ งานทางด้าน Shopping TV โดยเฉพาะ เพิ่มความสะดวกในการใช้งาน
Social media : Line Display	ดึงข้อมูลอัตโนมัติ พร้อมระบบตัดคำภาษาไทย สามารถคัดกรอง แก้ไข เพิ่มเติมก่อนออกอากาศ
News Ticker Display	พร้อมหน้าจอสำหรับกรอกข้อมูลข่าว สามารถหยุด ข่าวด่วน เล่นซ้ำ คัดกรองข่าวก่อนออกอากาศได้
Stock Ticker Display	ดึงข้อมูลข่าวหุ้นอย่างอัตโนมัติและแสดงในรูปแบบของการสถานีฯ กำหนด
Clock	เสริมคุณสมบัติการแสดงนาฬิกา จักรเวลา โดยสามารถนับเดินหน้า หรือ ถอยหลัง หยุดเวลารอได้
MOS option	รองรับการสื่อสารระหว่าง CG Temta กับระบบ NRCS ผ่าน MOS Protocol

CONTACT US

หจก. นีวา เทคโนโลยี www.nivatech.co.th | Website: www.nivatech.co.th | E-mail: niva_tech@yahoo.com

Tel: 02-4278965 | Line ID: 0863976595

Subject to Change without Notice. 24/06/2025